

S.C. HOME CONTRACT 2018



Home&Contract

ITALY

POLYURETHANE CHAIRS

FEBE 4 chromed legs

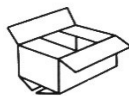
DESCRIPTION

FEBE 4 chromed legs is 54 cm wide, 55 cm deep, for a height of 80 cm. She occupies 0,40 m³ and she weights 10 Kg.

Her fabric use is 1.60 m, which can be chosen from 3 different kinds, using different ones for each chair and in different colors too. She had been cold injected with polyurethane foam inside and she stands on a 4 legs chromed iron frame.

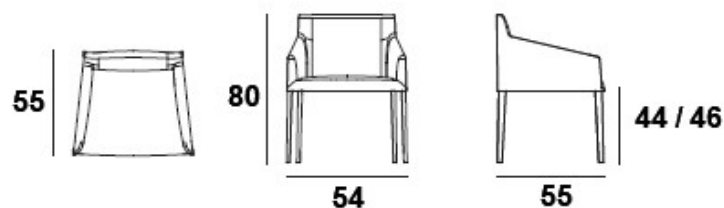


PACKAGING



\$ž(\$'a ')

DIMENSIONS



FEBE black swivel basement

DESCRIPTION

FEBE black swivel basement is 54 cm wide, 55 cm deep, for a height of 80 cm. She occupies 0,40 m³ and she weights 10 Kg.

Her fabric use is 1.60 m, which can be chosen from 3 different kinds, using different ones for each chair and in different colors too. She had been cold injected with polyurethane foam inside and she stands on a black painted aluminium swivel basement.

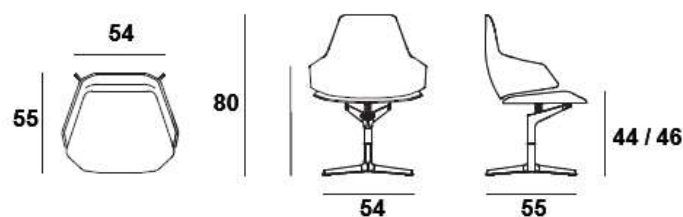


PACKAGING



\$ž(\$`a ' ,

DIMENSIONS



FEBE 4 wooden legs

DESCRIPTION

FEBE 4 wooden legs is 54 cm wide, 55 cm deep, for a height of 80 cm. She occupies 0,40 m³ and she weights 12 Kg.

Her fabric use is 1.60 m, which can be chosen from 3 different kinds, using different ones for each chair and in different colors too. She had been cold injected with polyurethane foam inside and she stands on 4 wooden legs.

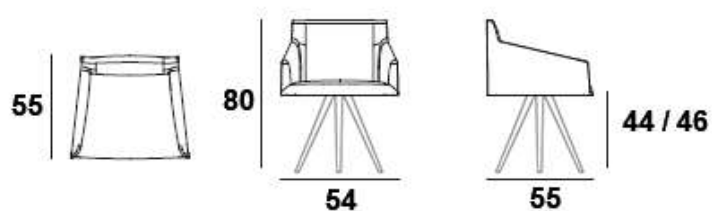


PACKAGING



\$ž(\$'a ')

DIMENSIONS



ATENA 4 chromed legs

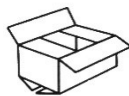
DESCRIPTION

ATENA 4 chromed legs is 57 cm wide, 60 cm deep, for a height of 91 cm. She occupies 0,40 m³ and she weights 10 Kg.

Her fabric use is 1.90 m, which can be chosen from 3 different kinds, using different ones for each chair and in different colors too. She had been cold injected with polyurethane foam inside and she stands on a 4 legs chromed iron frame.

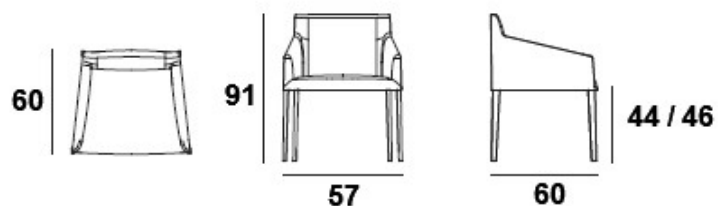


PACKAGING



\$ž(\$'a ')

DIMENSIONS



ATENA black swivel basement

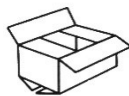
DESCRIPTION

ATENA black swivel basement is 57 cm wide, 60 cm deep, for a height of 91 cm. She occupies 0,40 m³ and she weights 10 Kg.

Her fabric use is 1.90 m, which can be chosen from 3 different kinds, using different ones for each chair and in different colors too. She had been cold injected with polyurethane foam inside and she stands on a black painted aluminium swivel basement.

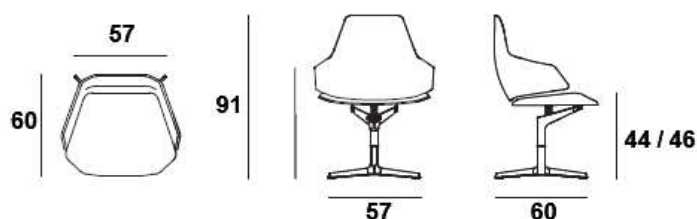


PACKAGING



\$ž(\$'a ')

DIMENSIONS



ATENA 4 wooden legs

DESCRIPTION

ATENA 4 wooden legs is 57 cm wide, 60 cm deep, for a height of 91 cm. She occupies 0,40 m3 and she weights 12 Kg.

Her fabric use is 1.90 m, which can be chosen from 3 different kinds, using different ones for each chair and in different colors too. She had been cold injected with polyurethane foam inside and she stands on 4 wooden legs.

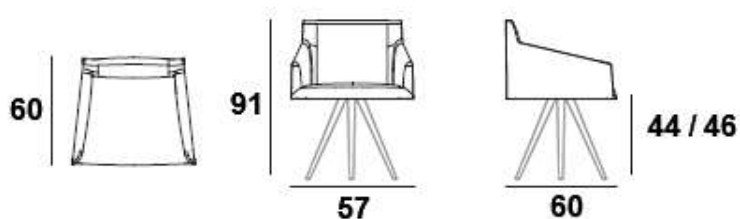


PACKAGING



\$ž(\$'a ')

DIMENSIONS



VENERE 4 chromed legs

DESCRIPTION

VENERE 4 chromed legs is 57 cm wide, 61 cm deep, for a height of 87 cm. She occupies 0,40 m³ and she weights 10 Kg.

Her fabric use is 2 m, which can be chosen from 3 different kinds, using different ones for each chair and in different colors too. She had been cold injected with polyurethane foam inside and she stands on a 4 legs chromed iron frame.

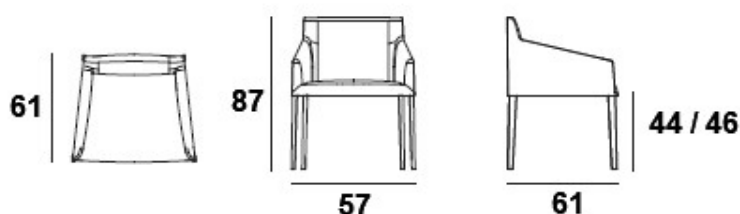


PACKAGING



\$ž(\$'a ')

DIMENSIONS



VENERE 4 wooden legs

DESCRIPTION

VENERE 4 wooden legs is 57 cm wide, 61 cm deep, for a height of 87 cm. She occupies 0,40 m³ and she weights 12 Kg.

Her fabric use is 2 m, which can be chosen from 3 different kinds, using different ones for each chair and in different colors too. She had been cold injected with polyurethane foam inside and she stands on 4 wooden legs.

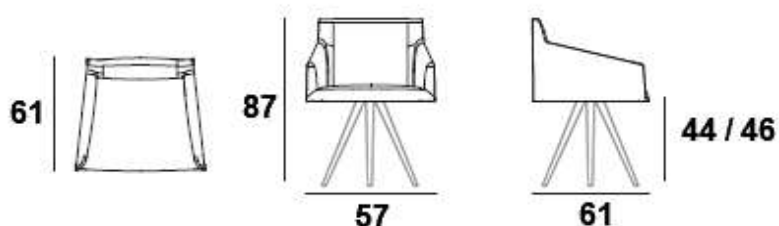


PACKAGING



\$ž(\$'a ')

DIMENSIONS



















ANNETTE triumphet base

DESCRIPTION

ANNETTE triumphet base is 62 cm wide, 60 cm deep, for a height of 79 cm. She occupies 0,40 m³ and she weights 18 Kg.

Her fabric use is 1.50 m, which can be chosen from 3 different kinds, using different ones for each chair and in different colors too. She had been cold injected with polyurethane foam inside and she stands on a chromed iron swivel base.




PACKAGING



\$ž(\$'a ')

DIMENSIONS



ANNETTE steel base

DESCRIPTION

FEBE 4 chromed legs is 62 cm wide, 60 cm deep, for a height of 79 cm. She occupies 0,40 m³ and she weights 18 Kg.

Her fabric use is 1.50 m, which can be chosen from 3 different kinds, using different ones for each chair and in different colors too. She had been cold injected with polyurethane foam inside and she stands on a chromed steel swivel base.

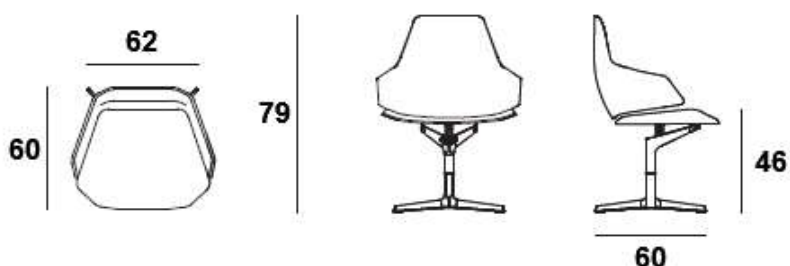


PACKAGING



\$ž(\$'a ')

DIMENSIONS



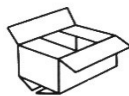
ANNETTE ash base

DESCRIPTION

ANNETTE ash base is 62 cm wide, 70 cm deep, for a height of 79 cm. She occupies 0,40 m³ and she weights 15 Kg. Her fabric use is 1.50 m, which can be chosen from 3 different kinds, using different ones for each chair and in different colors too. She had been cold injected with polyurethane foam inside and she stands on a 4 legs ash base.

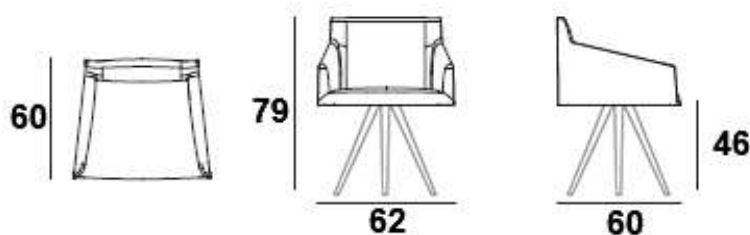


PACKAGING



\$ž(\$'a ')

DIMENSIONS



ANNETTE 4 legs

DESCRIPTION

ANNETTE 4 legs is 62 cm wide, 70 cm deep, for a height of 79 cm. She occupies 0,40 m³ and she weights 15 Kg. Her fabric use is 1.50 m, which can be chosen from 3 different kinds, using different ones for each chair and in different colors too. She had been cold injected with polyurethane foam inside and she stands on 4 ash legs

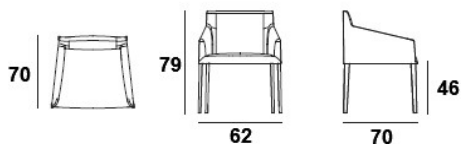


PACKAGING



\$ž(\$'a ')

DIMENSIONS



DANAE 4 legs

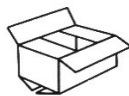
DESCRIPTION

DANAE 4 legs is 63 cm wide, 55 cm deep, for a height of 75 cm. She occupies 0,40 m³ and she weights 15 Kg.

Her fabric use is 1.50 m, which can be chosen from 3 different kinds, using different ones for each chair and in different colors too. She had been cold injected with polyurethane foam inside and she stands on a 4 ash legs



PACKAGING



\$ž(\$'a ')

DIMENSIONS

